





District Health Assessment for Multiple District 354 through April 2025

		Clubs							Membership							Member Strength		Cancellation		Reports			Finance		Leadership		
District Name	Status/ Number of Months in Status *	Active Clubs	Clubs in Status Quo	Total Clubs	% Status Quo Clubs in Financial Suspension	New Clubs	Cancelled Clubs	YTD Net Club Gain/ Loss	Current Members In Active Clubs	Current Members In Status Quo Clubs	Current Total Members Count	YTD Add	YTD Drop	YTD NetGrowth (includes Active and Status Quo)	YTD NetGrowth% (includes Active and Status Quo)	Member Count 12 Months Ago	Average Member Count Per Club	% of Clubs with less than 20 members	Average Cancelled Club Age	Members Lost Due to Cancelled Clubs	% of Clubs Reporting Service	% No MMR in 3 Months	% No Officer Report in 12 months	% of Clubs with balance 90+ days	Number of Zone Chairs Recorded	Number of Region Chairs Recorded	District Officers Vacancies **
354 A		77	0	77	0%	4	2	2	2076	0	2076	362	197	165	8.63%	2,056	27	32%	24	18	75%	53%	4%	5%	20	11	GLT,GMT,GST
354 B		155	0	155	0%	2	1	1	5531	0	5531	598	676	-78	-1.39%	5,744	36	14%	14	20	0%	53%	5%	10%	28	13	
354 C		83	0	83	0%	2	0	2	1714	0	1714	447	223	224	15.03%	1,727	21	48%	0	0	0%	47%	87%	39%	0	0	1st VDG,2nd VDG,GLT,GMT ,GST
354 D		211	0	211	0%	6	0	6	7029	0	7029	1167	547	620	9.67%	6,476	33	20%	0	0	0%	65%	9%	13%	52	25	GLT,GMT,GST
354 E		100	0	100	0%	0	4	-4	3230	0	3230	392	504	-112	-3.35%	3,404	32	14%	34	87	0%	31%	4%	20%	0	0	GLT,GMT,GST
354 F		75	0	75	0%	4	1	3	1992	0	1992	544	358	186	10.30%	2,017	27	28%	35	13	0%	36%	57%	44%	0	0	GLT,GMT,GST
354 G		54	0	54	0%	1	0	1	2645	0	2645	296	155	141	5.63%	2,590	49	4%	0	0	0%	35%	0%	0%	15	5	GLT,GMT,GST
354 H		56	0	56	0%	4	2	2	1779	0	1779	356	214	142	8.67%	1,720	32	9%	4	41	91%	38%	0%	11%	22	0	GLT,GMT,GST
		811	0	811	0%	23	10	13	25996	0	25996	4162	2874	1288	5.21%	25,734	32	21%	24	179	13%	49%	18%	17%	137	54	




District Health Assessment for Multiple District 355 through April 2025

		Clubs							Membership							Member Strength		Cancellation		Reports			Finance	Leadership			
District Name	Status/ Number of Months in Status *	Active Clubs	Clubs in Status Quo	Total Clubs	% Status Quo Clubs in Financial Suspension	New Clubs	Cancelled Clubs	YTD Net Club Gain/Loss	Current Members In Active Clubs	Current Members In Status Quo Clubs	Current Total Members Count	YTD Add	YTD Drop	YTD NetGrowth (includes Active and Status Quo)	YTD NetGrowth% (includes Active and Status Quo)	Member Count 12 Months Ago	Average Member Count Per Club	% of Clubs with less than 20 members	Average Cancelled Club Age	Members Lost Due to Cancelled Clubs	% of Clubs Reporting Service	% No MMR in 3 Months	% No Officer Report in 12 months	% of Clubs with balance 90+ days	Number of Zone Chairs Recorded	Number of Region Chairs Recorded	District Officers Vacancies **
355 A		162	0	162	0%	4	3	1	6450	0	6450	797	855	-58	-0.89%	6,938	40	13%	16	30	0%	48%	2%	0%	92	15	GLT,GMT,GST
355 B1		86	0	86	0%	2	1	1	3529	0	3529	496	274	222	6.71%	3,555	41	10%	11	5	65%	55%	0%	3%	43	2	2nd VDG,GLT,GMT ,GST
355 B2		57	0	57	0%	0	0	0	1920	0	1920	147	80	67	3.62%	2,025	34	12%	0	0	0%	82%	0%	0%	16	4	2nd VDG,GLT,GMT ,GST
355 B3		69	0	69	0%	0	1	-1	2986	0	2986	292	164	128	4.48%	3,000	43	9%	45	0	78%	38%	3%	0%	14	7	
355 C		104	0	104	0%	1	1	0	4718	0	4718	581	497	84	1.81%	4,792	45	4%	7	13	95%	30%	0%	68%	19	9	GLT,GMT,GST
355 D		86	0	86	0%	2	3	-1	2695	0	2695	576	310	266	10.95%	2,766	31	24%	19	0	0%	22%	1%	8%	0	0	GLT,GMT,GST
355 E		57	0	57	0%	3	1	2	2034	0	2034	286	175	111	5.77%	1,920	36	14%	0	25	0%	65%	96%	35%	0	0	GLT,GMT,GST
		621	0	621	0%	12	10	2	24332	0	24332	3175	2355	820	3.49%	24,996	39	12%	17	73	34%	46%	10%	16%	184	37	



District Health Assessment for Multiple District 356 through April 2025

		Clubs							Membership							Member Strength		Cancellation		Reports			Finance	Leadership			
District Name	Status/ Number of Months in Status *	Active Clubs	Clubs in Status Quo	Total Clubs	% Status Quo Clubs in Financial Suspension	New Clubs	Cancelled Clubs	YTD Net Club Gain/Loss	Current Members In Active Clubs	Current Members In Status Quo Clubs	Current Total Members Count	YTD Add	YTD Drop	YTD NetGrowth (includes Active and Status Quo)	YTD NetGrowth% (includes Active and Status Quo)	Member Count 12 Months Ago	Average Member Count Per Club	% of Clubs with less than 20 members	Average Cancelled Club Age	Members Lost Due to Cancelled Clubs	% of Clubs Reporting Service	% No MMR in 3 Months	% No Officer Report in 12 months	% of Clubs with balance 90+ days	Number of Zone Chairs Recorded	Number of Region Chairs Recorded	District Officers Vacancies **
356 A		115	0	115	0%	0	0	0	4355	0	4355	634	480	154	3.67%	4,611	38	7%	0	0	0%	42%	5%	14%	31	12	2nd VDG, GLT, GMT
356 B		73	0	73	0%	0	3	-3	1597	0	1597	207	222	-15	-0.93%	1,784	22	48%	14	42	1%	67%	4%	5%	25	11	2nd VDG
356 C		105	0	105	0%	3	3	0	4271	0	4271	616	283	333	8.46%	4,264	41	11%	43	9	0%	69%	4%	29%	0	0	GMT
356 D		104	0	104	0%	2	4	-2	3409	0	3409	332	453	-121	-3.43%	3,672	33	18%	38	41	30%	48%	0%	12%	24	9	
356 E		103	0	103	0%	1	2	-1	4621	0	4621	440	488	-48	-1.03%	4,784	45	8%	7	30	1%	39%	2%	6%	27	10	GLT, GMT, GST
356 F		89	0	89	0%	2	2	0	2955	0	2955	412	369	43	1.48%	3,072	33	24%	43	37	0%	47%	1%	6%	19	10	GLT, GMT, GST
		589	0	589	0%	8	14	-6	21208	0	21208	2641	2295	346	1.66%	22,187	36	17%	30	159	6%	51%	3%	12%	126	52	

\* - District Status: P - Provisional, T - Transitional.  
\*\* - District Officers Vacancies: DG - District Governor, 1st VDG - First Vice District Governor, 2nd VDG - Second Vice District Governor.